


Electra Recycling step-by-step guide



#1 Perform a Waste Audit

Choose your recycling bins

#2



Electra 60


Electra 170 Quad



#3 Select your waste streams

Pick your apertures

#4



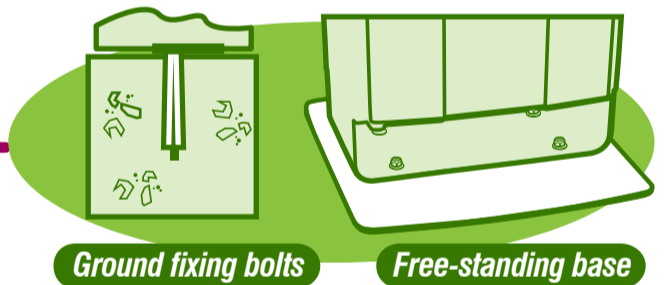
Plastic Sack

Metal Liner

#5 Choose a liner

Select a fixing option

#6



Ground fixing bolts

Free-standing base



#7 Add recycling graphics

Make it personal with branding, logos and colours

#8



Rocketeers



#9 Appoint a recycling Ambassador

Evaluate and enjoy!

#10

